

VIPP4 SPARE TOILET ROLL HOLDER

DESIGNER

Vipp Design Lab, 2010

COUNTRY OF ORIGIN

Design: Denmark

Production and assembly: Latvia

PRODUCT DESCRIPTION

The extra toilet roll holder is part of the 'Vipp Bathroom Accessories' range. It is manufactured in solid stainless steel and strong rubber. Together with the rest of the Vipp collection, Vipp extra toilet roll holder contributes to creating a complete look in the bathroom.




CARE INSTRUCTIONS

Stainless steel surfaces should be cleaned and polished with a microfiber cloth, glass cleaner or other non-abrasive and gentle cleaning agents.

Rubber parts should be cleaned with a moist cloth. Apply silicone spray for better finish.

WARRANTY

2 years warranty. The warranty presupposes rightful use as described in Vipps care instructions, with reservations for normal wear and tear. Please see Vipps care instructions at www.vipp.com.



VIPP4 SPARE TOILET ROLL HOLDER

MATERIALS

Rod: Stainless steel (AISI 304)

Base: Rubber

MANUFACTURING

Base: Injectionmolded innercore of ABS plastic overmoulded with TPE (SEBS).

Rod: Turning, polishing, punching.

DIMENSIONS & WEIGHT

Width: 1957 mm

Depth: 865 mm

Height: 50 mm

Weight: 472 gram

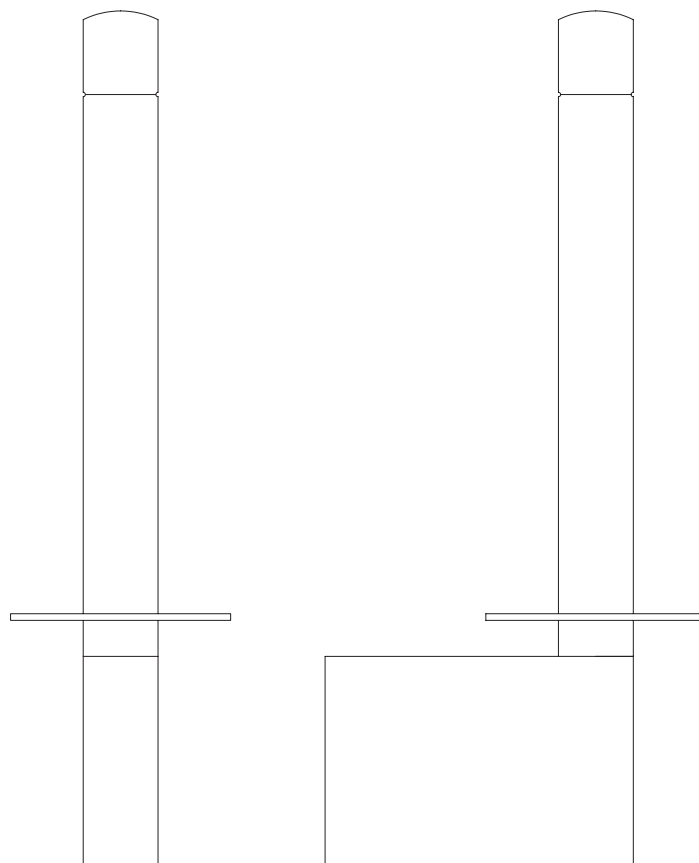
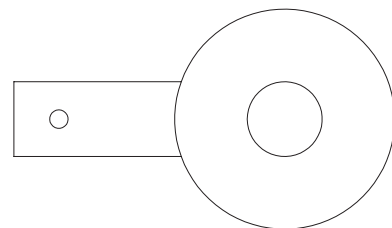
PACKAGING/FSC

Grey gift box: FSC mixed sources

Height: 60 mm

Width: 205 mm

Length: 105 mm



VIPP4 MOUNTING INSTRUCTIONS

 **DRILL SIZE**

ø 6mm



DRILLING DISTANCE

25mm



BRICK/CONCRETE RAWLPLUGS

Please make sure to choose rawlplugs according to the material on which you want to place the product. Substitute enclosed rawlplugs with another type if needed.

- 1 - Drill holes and place rawlplugs.
- 2 - Mount bushings using screws.
- 3 - Loosen the integrated screw on the product with the allen wrench. Then place the product onto the bushings.
- 4 - Tighten the integrated screw on the product with the allen wrench.

