

VIPP9W

WALL MOUNTED SOAP DISPENSER

DESIGNER

Vipp Design Lab, 2010

COUNTRY OF ORIGIN

Design: Denmark

Production and assembly: PRC



PRODUCT DESCRIPTION

A specially manufactured pump, stainless steel and silicon rubber are the main elements in Vipp's soap dispenser.

The wall-mounted soap dispenser can be easily removed from and placed on the wall bracket, which is equipped with a locking mechanism. Together with the wall-mounted toilet brush, the soap dispenser creates a complete look in the bathroom.



CARE INSTRUCTIONS

If the soap does not flow through the pump at first, pump hot water through the pump head a few times.

Before replacing the soap, we recommend cleaning the dispenser with hot water.

The pump head can be cleaned by rinsing it with hot water.

Stainless steel surfaces should be cleaned and polished with a microfiber cloth, glass cleaner or other non-abrasive and gentle cleaning agents.

Lacquered surfaces should be cleaned with a moist cloth.

Do not wash the dispenser in a dishwasher. Vipp products with dark surfaces should be cleaned with a soft brush and, if stained, with a bit of water. Then wipe with dry cloth.

WARRANTY

2 years warranty. The warranty presupposes rightful use as described in Vipp's care instructions, with reservations for normal wear and tear. Please see Vipp's care instructions below or at vipp.com.



VIPP9W

WALL MOUNTED SOAP DISPENSER

MATERIALS

Pump: Stainless steel AISI 304L Abs

Body: steel AISI 304

Bottom: rubber (PP-TPR)

Mounting bracket: Rubber coated polypropylene

MANUFACTURING

Body: Turning, shaping stamping, TIG welding,

Pump: injection molding, forging, laser welding, Spot welding, ultrasonic welding, gluing, electro etching of logo.

Body: Hydro formed, stamped.

Mounting bracket: Injection moulding.

DIMENSIONS & WEIGHT

Height: 130 mm

Diameter: ø90 mm

VERSIONS

Black: metallic powder coating

White: White powder coating (RAL 9016)

Stainless steel: Polished

Limited 2011: Powder coated (NCSS 0580 Y90R)

PRODUCT CERTIFICATION

ROHS APPROVED

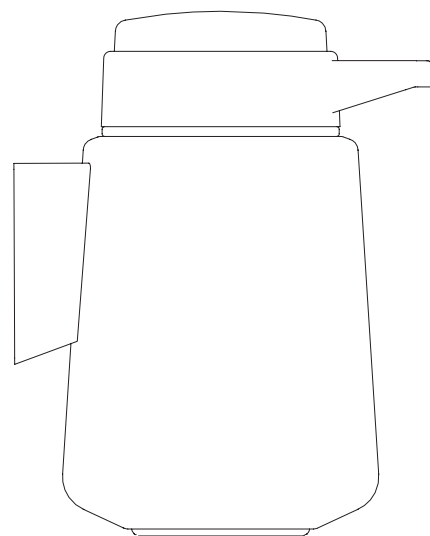

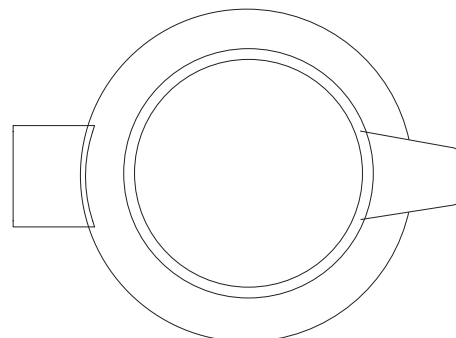
PACKAGING/FSC

Grey gift box, FSC mixed sources

Height: 175 mm

Width: 113 mm

Depth: : 113 mm



VIPP9W

MOUNTING

INSTRUCTIONS



DRILL SIZE

ø 6mm



DRILLING DISTANCE

20mm



BRICK/CONCRETE RAWLPLUGS

Please make sure to choose rawlplugs according to the material on which you want to place the product. Substitute enclosed rawlplugs with another type if needed.

1 - Drill holes and place rawlplugs.

2 - Mount bracket using screws.

3 - Loosen the integrated screw on the product with the allen wrench. Then place the product onto the bushings.

4 - Place the product onto the bracket. The product is now ready for use. The product can be taken off the bracket and put back on as needed.

SECURITY FEATURE

Tighten the integrated screw on the product with the enclosed custom tool. The product is now locked to the bracket.

