

GRAU

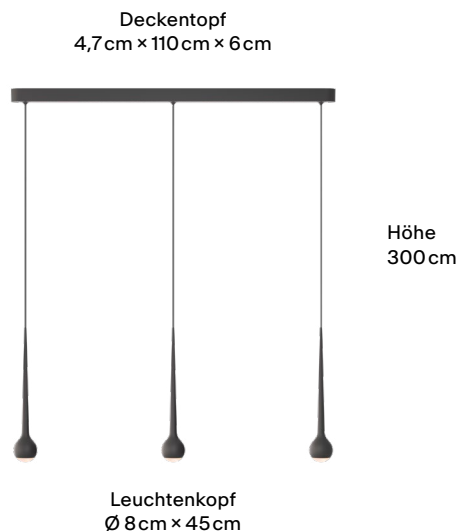
Falling Sun Trace 3 Pendel

Falling Sun mit dem Feature Sunset Dimming bringt dir das ganze Spektrum von Sonnenlicht nach Hause. Die neuen Finishes balancieren elegantes Zen und poppig gute Laune dieser ikonischen Form. Per GRAU App kannst du das weiche blendfreie Licht einfach gestalten und planen.

Farben

Farben	Artikelnummer
● Black	FAT2-330-00
○ White	FAT2-330-01
● Sand White	FAT2-330-05
● Sun Orange	FAT2-330-08
● Polished	FAT2-330-99

Dimensionen

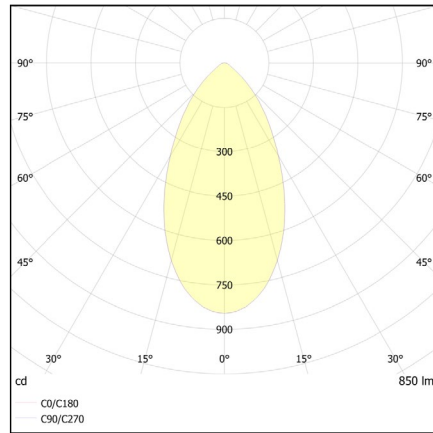


Body

Pendellänge	3 m
Material	Aluminium
Oberfläche	Black, White, Sand White, Sun Orange: Pulverbeschichtet Polished: Poliert
Gewicht	5 kg
Montageart	Deckenaufbau
Nennspannung	220 – 240 V
Leistungsaufnahme	3 × 14 W
Leuchteneffizienz	61 lm/W
Anschlussleitung (Ader-Zahl)	3
Schutzklasse	I
EU-Konformität	CE

GRAU

Lichtkurve



Licht

Leuchtmittel	LED
Leuchtenlichtstrom	3×850lm
Farbwiedergabeindex	CRI > 90
Lichtaustritt	Direkt
Abstrahlwinkel	54°
Lichtverteilung	Symmetrisch
Farbtemperatur	2700 - 1300K
Lichtfarbe	Warmweiß
Dimmbar	Ja
Art der Dimmung	Phasenabschnitt
GRAU App Upgrades möglich	Ja
Umbau auf DALI möglich	Ja
Energieeffizienz (direkt)	G

GRAU

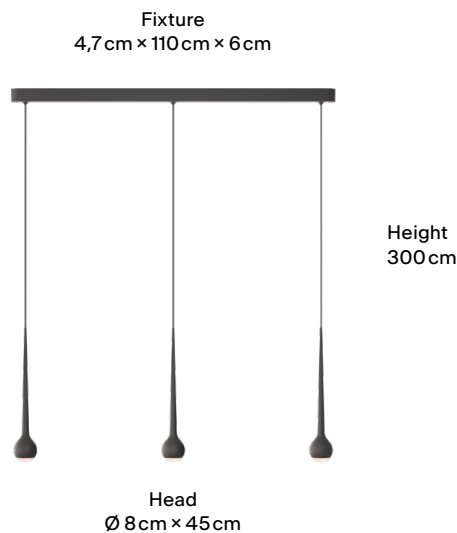
Falling Sun Trace 3 pedants

Falling Sun with its integrated Sunset Dimming feature brings the full spectrum of sunlight into your home. Fresh coatings bring elegant zen and pop vibrancy to this iconic form. Easily design and plan soft glare-free light via the GRAU App.

Colors

Color	SKU
● Black	FAT2-330-00
○ White	FAT2-330-01
● Sand White	FAT2-330-05
● Sun Orange	FAT2-330-08
● Polished	FAT2-330-99

Dimensions

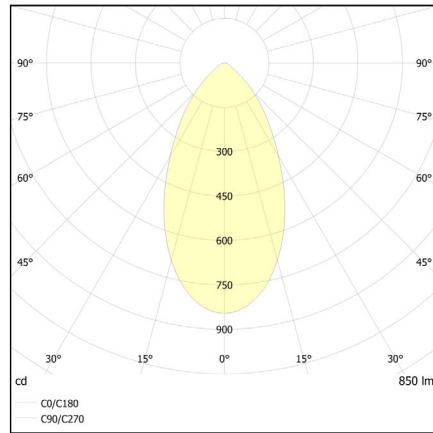


Body

Pendant length	3 m
Material	Aluminum
Surface	Black, White, Sand White, Sun Orange: Powder-coated Polished: Polished
Weight	5 kg
Mounting type	Ceiling-mounted (surface)
Rated voltage	220 – 240 V
Power consumption	3 × 14 W
Luminaire efficiency	61 lm/W
Connection cable (number of cores)	3
Protection class	I
This Product is CE conform	CE

GRAU

Light Curve



Light

Light source	LED
Luminous flux	3×850 lm
Color rendering index	CRI > 90
Light emission	Direct
Beam angle	54°
Light distribution	Symmetric
Color temperature	2700 - 1300K
Light color	Warm White
Dimmable	Yes
Type of dimming	Phase rotary dimmer
GRAU App upgrades possible	Yes
Conversion to DALI possible	Yes
Energy efficiency (direct light)	G