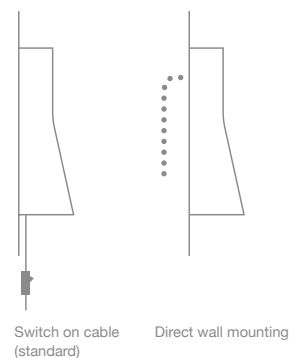




Secto 4231

Finishes	Shade	Cable
	● Natural birch	White
	○ White laminated	White
	● Black laminated	White
	● Walnut veneer	White
Material	Form pressed birch slats	
Sizes	Height 45 cm	
	Width 13,5 / 25 cm	
	Depth 15 cm	
	Weight 0,8 kg	
	Package 28 × 18 × 51 cm, 1,3 kg	
Light source	E14, LED max. 20 W, incl. Check the website for more details. Please leave 15 mm around the bulb for air circulation. The use of special bulbs such as halogen, mirror or 12 V bulbs in Secto Design lamps is forbidden, due to overheating.	
Cable	240 cm, white, switch on the cable Also available with direct wall mounting.	
IP Rating	IP20	
Maintenance	Wipe dust regularly. To remove fresh stains wipe with a slightly moist cloth.	

Mounting options





Secto 4230/4231 wall lamp back plate, standard / wall mount versions

Height	15,5 cm
Width	10,5 cm
Lamp base	E14
Wattage	LED max 20 W
Cable length	240 cm (standard version)

Information The back plate of the Secto 4230/4231 wall lamp is made of powder painted steel. The lamp base is attached to the back plate. The shade has wooden rails for the plate. The plate is fastened to the shade with a top screw.


The standard version (pics 1-3) comes with a cable, a switch and a plug. The wall mount version (pic 4) (by special order) can be mounted directly to the cables coming out of the wall socket by an electrician.

The wall lamp can be installed with the cone part upwards or downwards. When the cone part is downwards the cable runs down between the plate and the wall.

The back plate is screwed (screws not incl.) to the wall. The wooden shade is then slid onto the plate along the wooden rails which are on the long sides of the shade. Alternatively the wall lamp can be hung to a wall hook (not incl.) after the plate is attached to the shade.

Please find the measurements of the plate on a separate sheet.

Pic 1: Standard back plate outside



Pic 2: Standard back plate inside



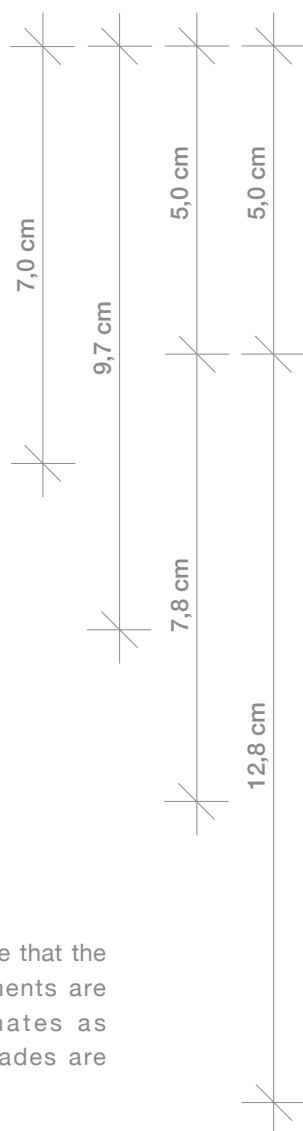
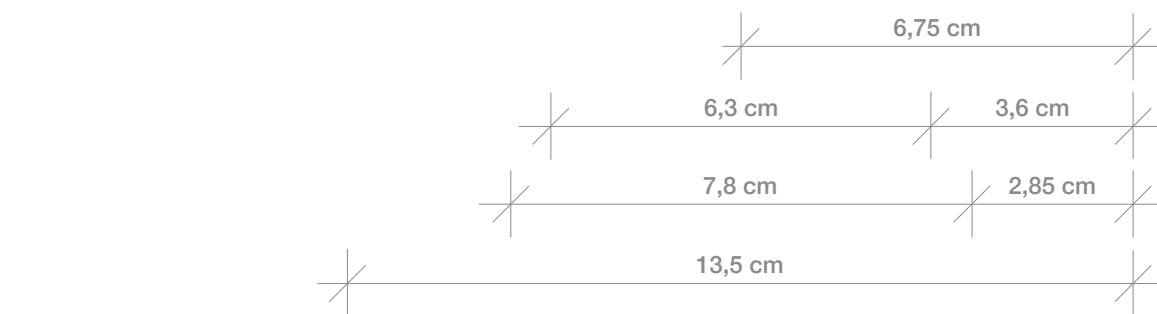
Pic 3: Standard back plate profile



Pic 4: Wall mount back plate version



Back plate details and measurements



Please note that the measurements are approximates as all the shades are unique.

Plate instructions

1. To raise the lamp of the wall and a possible means to secure the fixture to the wall.
 2. For securing the lamps to a wall socket.
 3. For hook suspension.
 4. For treading the wall mount version's cables through the plate.
- Screws and hooks for securing the fixture are not included.

Secto Design Oy: Secto 4231



This luminaire is compatible with bulbs of the energy classes:



This luminaire is sold with a bulb of the energy class:

A+