



Secto 4201

Finishes	Shade	Cable + ceiling cup
	● Natural birch	White
	○ White laminated	White
	● Black laminated	Black
	● Walnut veneer	White
Material	Form pressed birch slats	
Sizes	Height 45 cm	
	Diameter Ø 25 cm	
	Weight 1,2 kg	
	Package 26 × 26 × 50 cm, 1,6 kg	
Light source	E27, LED max. 20 W, incl. Check the website for more details. Please leave 15 mm around the bulb for air circulation. The use of special bulbs such as halogen, mirror or 12 V bulbs in Secto Design lamps is forbidden, due to overheating.	
Cable	150 cm, textile cable, ceiling plug/connector + ceiling cup	
IP Rating	IP20	
Maintenance	Wipe dust regularly. To remove fresh stains wipe with a slightly moist cloth.	



Standard cable set

Weight	192 g (incl. all parts)
Cable length	150 cm (longer cables available upon request at additional cost)
Colour	White or black matt soft lacquer depending on the colour of the pendant
Lamp base	E27
Wattage	LED max 20 W

Information The standard cable set includes the lamp base, a textile cable, a ceiling cup, a suspension screw and an additional ring. A ceiling plug (pictured) is included in the deliveries to Finland and Sweden; deliveries to other countries include a terminal block (not pictured).

The standard cable set comes with the models Secto 4200, Secto 4201, Magnum 4202 (including extra steel wires), Puncto 4203, Octo 4240, Victo 4250 and Kontro 6000.

Please check the separate ceiling cup instruction leaflet for more details and installation instructions.



Standard ceiling cup

Height	11,2 cm / 12 cm (with ring)
Outer upper Ø	12,2 cm / 13,1 cm (with ring)
Inner upper Ø	11,8 cm / 12,2 cm (with ring)
Weight	58 g / 74 g (with ring)
Colour	White or black matt soft lacquer depending on the colour of the pendant

Information The standard ceiling cup includes an additional ring, which enables leading the cable along the ceiling into the ceiling cup. The additional ring can also be used to cover a larger ceiling socket.

Any extra length of the cable can be swirled into the ceiling cup when altering the hanging height of the pendant.

The standard ceiling cup is a part of the cable set which includes also the lamp base, a textile cable, a suspension screw and a ceiling plug or terminal block.

The standard ceiling cup is used with the models Secto 4200, Secto 4201, Magnum 4202, Puncto 4203, Octo 4240, Victo 4250, Petite 4600 and Kontro 6000.

Please check the separate ceiling cup instruction leaflet for more details and installation instructions.

Secto Design

dezell lamptops
Tight fit guaranteed



This Secto Design pendant uses the patented ceiling suspension by Dezell.

Easy and quick to install, enables the ceiling cup to sit perfectly tight against the ceiling.

Tässä Secto Design-valaisimessa käytetään Dezallin patentoimaa ripustusmenetelmää.

Helppo ja nopea kiinnittää, mahdollistaa kattokupin asettumisen tiukasti kattoon.

Handmade birch pendant by Secto Design

Design: Seppo Koho

Käsintehty Secto Design -koivuvalaisin. Suunnittelija: Seppo Koho

Ceiling cup by Dezell

Finish:	White or black matt soft lacquer
Height:	112mm (120 with the additional ring)
Upper diameter:	118mm inner / 122mm outer (122/131 with ring)
Recommended length of ceiling hook:	15-46mm (20-54 with ring)

Textile cable:

White or black – standard length 1.5m (other lengths available) – unearthed – E27 – 230V – Max 42W

Dezell-kattokuppi

Väri:	Valkoinen tai musta, mattapinta
Korkeus:	112 mm (120 renkaan kanssa)
Ylähalkaisija:	118 mm sisäpuoli, 122 mm ulkopuoli (122/131 renkaan kanssa)
Kattokoukun suosituspituus:	15-46 mm (20-54 renkaan kanssa)

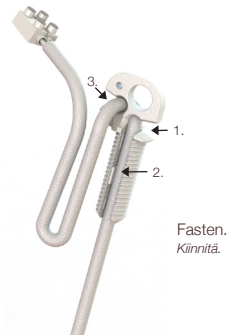
Tekstiliijhto:

Valkoinen tai musta – standardimitta 1.5 m – maadoittamaton – E27 – 230 V – Max 42 W

dezell lamptops

Installation

Kiinnitysohje



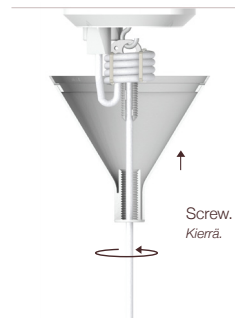
Fasten.
Kiinnitä.

Fasten the cable into the screw at the desired hanging height. Start with the lower side hole, push it into the channel and finish with the upper side hole.

Hang on the ceiling hook and connect.

Kiinnitä johto ruuviin haluamallesi riippumiskorkeudelle aloittaen alemmasta sivurelätstä, asettaen johto sen jälkeen ruuvien sisään ja lopuksi vielä ylempään sivureikään.

Ripusta kattokoukkuun ja kytke.




Screw.
Kierrä.

Arrange the spare cable and screw the ceiling cup on the screw until the cup sits tightly against the ceiling.

If the power cable comes from the side, use the ring provided and push off one of the side outlets to make room for the cable.

Kiedo ylimääräinen johto kerälle ja kierrä sen jälkeen kattokuppi kiinni ruuviin, kunnes kuppi on tiukasti kiinni katossa.

Jos sähkö vedetään pintavetona sivusta, irrota yksi renkaan ulostuloista johtoa varten.



Finished.
Valmis.



For more details visit sectodesign.fi/products
Lisätietoja osoitteesta sectodesign.fi/products

sectodesign.fi

Secto Design Oy: Secto 4201



This luminaire is compatible with bulbs of the energy classes:



This luminaire is sold with a bulb of the energy class:

A+

