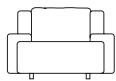


# Lounge Lounge

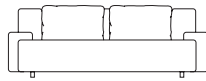
**Aufbau:** Stabiler Massivholzrahmen, bedeckt mit Polyurethan und Polyesterfaser: Federung durch elastische Gurte. Feste Sitzkissen aus Polyurethanschaum mit Polyesterwatte abgedeckt. Rückenpolsterung aus Polyurethanschaum bedeckt mit Polyesterwatte. Alle Lounge 300 Elemente sind auch mit lose aufgelegten Sitzkissen erhältlich.

H 67 cm  
T 105 cm

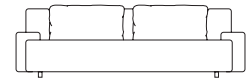
**Design:** Sturdy solid-wood frame, covered with polyurethane and polyester fibres: springing provided by elastic belts. Firm seat cushions made of polyurethane foam covered with polyester wadding. Backrest upholstery of polyurethane foam with polyester wadding.



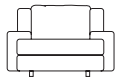
Lounge 300 Sessel klein/Sessel groß  
Lounge 300 armchair small/armchair large  
116/146(B) 67(H) 105(T)



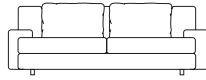
Lounge 300  
Sofa 2/Sofa 2 MAX  
186/206(B) 67(H) 105(T)



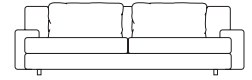
Lounge 300  
Sofa 3/Sofa 3 MAX  
236/251(B) 67(H) 105(T)



Lounge 300  
Sessel klein/Sessel groß, lose Sitzkissen  
armchair small/armchair large, loose cushions  
116/146(B) 67(H) 105(T)



Lounge 300  
Sofa 2/Sofa 2 MAX, lose Sitzkissen  
Sofa 2/Sofa 2 MAX, loose cushions  
186/206(B) 67(H) 105(T)



Lounge 300  
Sofa 3/Sofa 3 MAX, lose Sitzkissen  
Sofa 2/Sofa 2 MAX, loose cushions  
236/251(B) 67(H) 105(T)



Lounge 300 Hocker klein  
Lounge 300 Pouffe small  
90(B) 40(H) 75(T)




Lounge 300 Hocker mittel  
Lounge 300 Pouffe medium  
105(B) 40(H) 75(T)




Lounge 300 Hocker groß  
Lounge 300 Pouffe large  
112(B) 40(H) 75(T)



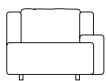
Lounge 300  
Hocker klein, lose Kissen  
Pouffe small, loose cushion  
90(B) 40(H) 75(T)



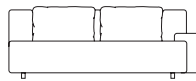
Lounge 300  
Hocker mittel, lose Kissen  
Pouffe medium, loose cushion  
105(B) 40(H) 75(T)



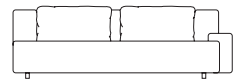
Lounge 300  
Hocker groß, lose Kissen  
Pouffe large, loose cushion  
112(B) 40(H) 75(T)



Lounge 300  
Anreihessel, rechts oder links  
Add-on armchair, right or left  
116(B) 67(H) 105(T)



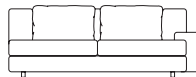
Lounge 300  
Anstellsofa 2/2 MAX, rechts oder links  
Add-on sofa 2/2 MAX, right or left  
156/176(B) 67(H) 105(T)



Lounge 300  
Anstellsofa 3/3 MAX, rechts oder links  
Add-on sofa 3/3 MAX, right or left  
206/221(B) 67(H) 105(T)



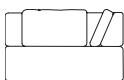
Lounge 300 Anreihessel  
lose Sitzkissen, rechts oder links  
Lounge 300 Add-on armchair  
loose cushions, right or left  
116(B) 67(H) 105(T)



Lounge 300 Anstellsofa 2/2 MAX  
lose Sitzkissen, rechts oder links  
Lounge 300 Add-on sofa 2/2 MAX  
loose cushions, right or left  
156/176(B) 67(H) 105(T)



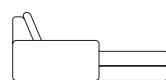
Lounge 300 Anstellsofa 3/3 MAX  
lose Sitzkissen, rechts oder links  
Lounge 300 Add-on sofa 3/3 MAX  
loose cushions, right or left  
206/221(B) 67(H) 105(T)



Lounge 300 Eckelement  
fest gepolstert oder lose Sitzkissen  
Lounge 300 Cornelement  
fixed or loose cushions  
95(B) 67(H) 155(T)



Lounge Longchair, feste Sitzkissen  
Lounge Longchair, fixed cushions  
95(B) 67(H) 155(T)



Lounge Longchair, lose Sitzkissen  
Lounge Longchair, loose cushions  
95(B) 67(H) 155(T)