



SEYMOUR

DESIGN RODOLFO DORDONI

Struttura: in legno multistrato con molleggio garantito da cinghie elastiche ad alta componente di caucciù.

Preparazione della struttura: sedile in poliuretano espanso a quote differenziate ad alta densità con sede concava per accogliere il cuscino migliorandone sofficià e durata. Braccioli e schienali realizzati in metallo e annegati in schiuma poliuretana ignifuga, ulteriore rivestimento in fibra termolegata traspirante accoppiata con tela di cotone bianca anallergica che conferisce morbidezza.

Cuscinatura: imbottitura cuscino schienale e sedile in piuma d'oca canalizzata (certificata Assopiuma, etichetta oro) con inserto centrale in poliuretano espanso a quote differenziate ad alta resilienza. Cuscini sedile completamente reversibili.

Sfoderabilità: cuscini sedile, cuscini schienale e struttura completamente sfoderabili in tutte le versioni (tessuto e pelle). Il divano può essere sfoderato senza smontare le basi.

Base: portante in estruso di alluminio (disegno esclusivo Minotti Studio) verniciate color Bronzo e successiva applicazione di una vernice protettiva antiurto. Appoggio a terra tramite scivolanti protettivi in nylon.

N.B.: per agevolare la sfoderabilità e la consegna, i braccioli e gli schienali sono sfilabili dalla base tramite un sistema di innesto e sgancio rapido.

Structure: in multi-ply wood, seat suspension is provided by elastic straps with a high rubber content.

Structure preparation: the seat structure is made of high resilience, variable-density polyurethane foam with a concave contour to cradle the cushion, maximizing softness and durability. Armrests and backrest are made of metal coated in flame-resistant polyurethane foam, an additional covering in breathable heat-bonded fiber laminated to white, hypoallergenic cotton fabric lends added softness.

Cushions: channeled goose down (certified Assopiuma, gold label) padding for backrest and cushions with center insert in high resilience, variable-density polyurethane foam. Seat cushions are completely reversible.

Covers: seat cushions, backrest cushions and structure covers are completely removable in all versions (fabric and leather). Sofa coverings can be removed without dismantling the bases.

Base: weight-bearing parts in extruded aluminum (exclusive Minotti Studio design) painted Bronze color and finished with a protective, impact-resistant lacquer. Rests on nylon slides.

N.B.: to facilitate transport and removal of covers, the armrests and backrest can be removed from the base through a system of quick set and release closures.

Gestell: Aus mehrschichtigem Holz, Sitzfederung mit elastischen Gurten mit hohem Kautschukanteil.

Aufbereitung des Gestells: mit unterschiedlich dick geschäumtem, hochdichtem Polyurethan mit konkaver Sitzfläche, um das Sitzkissen aufzunehmen und den Sitz weicher und robuster zu machen. Arm- und Rückenlehnen aus Metall, eingebettet in feuerfesten Polyurethanschaum mit einem weiteren Bezug aus atmungsaktiver, thermofixierter Faser, kombiniert mit antiallergischem, weißem Baumwolltuch, das elastische Weichheit verleiht.

Kissen: Polsterung des Rücken- und Sitzkissens aus kanalisierten Gänsedaunen (Gold Label, zertifiziert von Assopiuma) mit zentraler Einlage aus unterschiedlich dickem, federndem hochdichtem Polyurethanschaum. Sitzkissen beidseitig verwendbar.

Abziehbarkeit: Sitz- und Rückenkissen, sowie Struktur in allen Varianten (Stoff- und Lederbezug) vollkommene abziehbar. Das Sofa kann abgezogen werden, ohne das Grundgestell auseinanderzunehmen.

Grundgestell: Tragende Teile aus Aluminiumpressguss (exklusives Design von Minotti Studio), Bronzefarbig lackiert und mit einer stofffesten Schutzlackierung versehen. Bodenaufgabe mit Gleitschutz aus Nylon.

N.B.: Um das Abziehen und den Transport zu vereinfachen, sind Arm- und Rückenlehnen über ein praktisches, schnelles Stecksystem mit dem Grundgestell verbunden.

Structure : en bois contreplaqué avec suspension garantie par des courroies élastiques à forte teneur en caoutchouc.

Préparation de la structure : d'assise en polyuréthane expansé à densité différenciée et haute densité, avec logement concave pour accueillir le coussin et en améliorer le moelleux et la durée. Accoudoirs et dossiers réalisés en métal et noyés dans de la mousse polyuréthane ignifuge, second revêtement en fibre thermoliée respirante doublée de toile de coton blanc anallergique donnant de la souplesse.

Coussins : rembourrage du coussin de dossier et d'assise en plume d'oie canalisée (certifiée Assopiuma, étiquette d'or) avec insert central en polyuréthane expansé à densité différenciée haute résilience. Coussins d'assise entièrement réversibles.

Déhoussage : coussins d'assise, coussins de dossier et structure entièrement déhoussables dans toutes les versions (tissu et cuir). Le canapé peut être déhoussé sans démonter les bases.

Base : portante en aluminium extrudé (d'après un dessin exclusif de Minotti Studio), peinture couleur Bronze et application successive d'un vernis de protection antichoc. Patins glisseurs en nylon.

N.B. : pour faciliter le déhoussage et la livraison, les accoudoirs et les dossiers peuvent être démontables de la base grâce à un mécanisme d'enclenchement et déclenchement rapide.

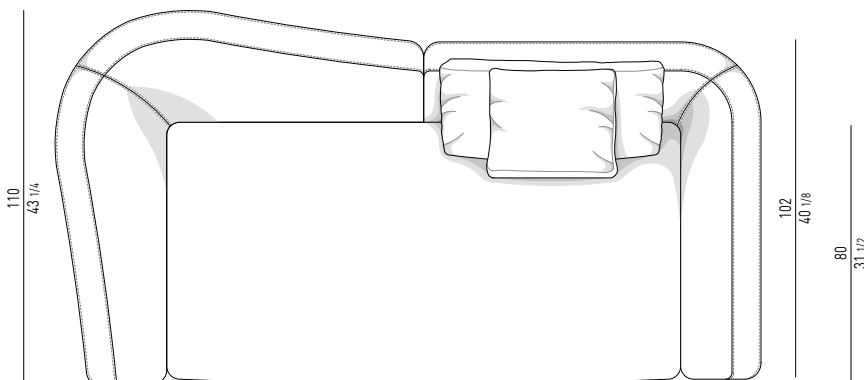
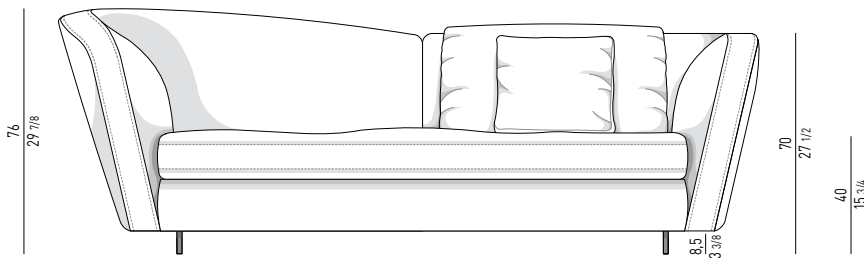
ALTEZZE E PROFONDITÀ | HEIGHTS AND DEPTHS

Il sistema si compone di elementi di seduta lineari e curvi caratterizzati da cuscino unico, ai quali vengono associati schienali schiumati in due altezze, che disegnano curve tridimensionali e consentono di realizzare sia divani fissi, sia composizioni lineari o angolari, che rispondono ad un'interpretazione più classica o più contemporanea dello spazio living.

The system comprises linear and curved seating elements with a one-piece seat cushion matched with foam seat backs in two heights that form three-dimensional curves and make it possible to create both fixed sofas as well as linear or corner sectional compositions that correspond more closely to either a more classical or contemporary concept of living space.

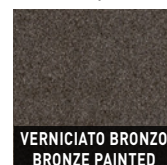
Das Programm enthält lineare und kurvenreiche Sitzelemente, gekennzeichnet durch das durchgehende Kissen, mit in zwei verschiedenen Höhen geschäumten Rückenlehnen, die dreidimensionale Kurven zeichnen und es ermöglichen, feststehende Einzelsofas zu schaffen, aber auch lineare oder Eckkompositionen, einer eher klassischen oder aber zeitgemäßen Konzeption des Wohnraums entsprechen.

Les éléments de l'assise à coussin unique dont se compose le système, sont linéaires et courbes, et s'associent à des dossiers moulés de deux hauteurs ; les courbes tridimensionnelles qui en résultent permettent de réaliser à la fois des canapés fixes et des compositions linéaires ou d'angle, répondant respectivement à des interprétations plus classiques ou plus contemporaines du séjour.



**FINITURA BASE
BASE FINISH**

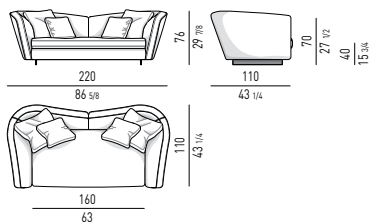
ALLUMINIO | ALUMINUM



**VERNICIATO BRONZO
BRONZE PAINTED**

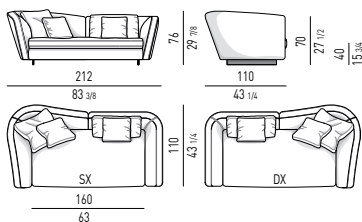
DIVANI | SOFAS

DIVANO HIGH CM 220 | SOFA HIGH CM 220



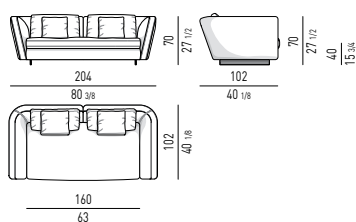
Schienali alti | High backs: L. cm 110

DIVANO MIX CM 212 - SOFA MIX CM 212



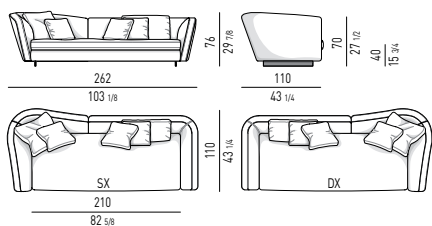
Schienale alto | High back: L. cm 110
Schienale basso | Low back: L. cm 102

DIVANO LOW CM 204 - SOFA LOW CM 204



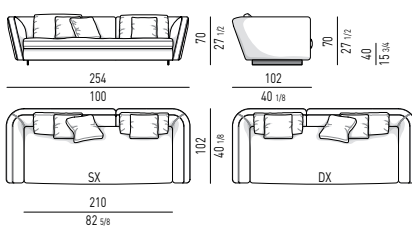
Schienali bassi | Low backs: L. cm 102

DIVANO MIX CM 262 | SOFA MIX CM 262



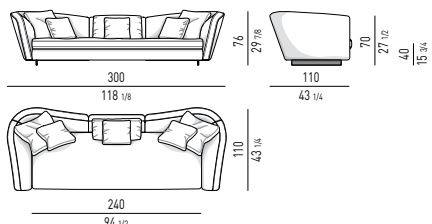
Schienale alto | High back: L. cm 110
Schienale basso | Low back: L. cm 152

DIVANO LOW CM 254 | SOFA LOW CM 254



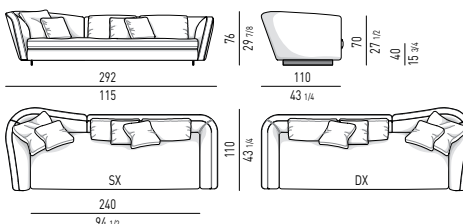
Schienale basso | Low back: L. cm 152
Schienale basso | Low back: L. cm 102

DIVANO MIX CM 300 | SOFA MIX CM 300



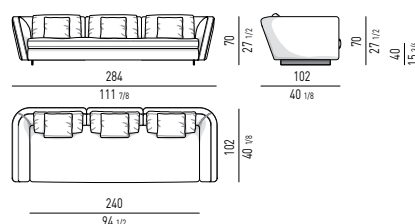
Schienali alti | High backs: L. cm 110
Schienale basso | Low back: L. cm 80

DIVANO MIX CM 292 | SOFA MIX CM 292



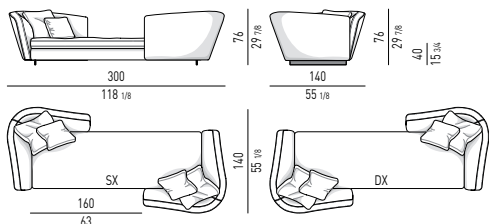
Schienale alto | High back: L. cm 110
Schienale basso | Low back: L. cm 182

DIVANO LOW CM 284 | SOFA LOW CM 284



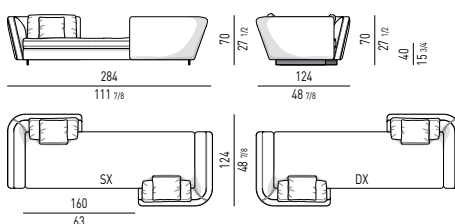
Schienali bassi | Low backs: L. cm 102
Schienale basso | Low back: L. cm 80

DIVANO VIS-À-VIS HIGH CM 300 | VIS-À-VIS SOFA HIGH CM 300



Schienali alti | High backs: L. cm 110

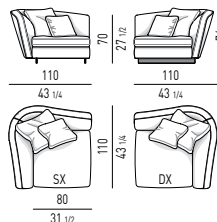
DIVANO VIS-À-VIS LOW CM 284 | VIS-À-VIS SOFA LOW CM 284



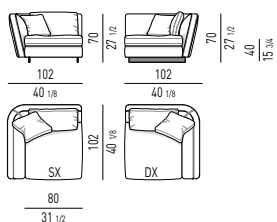
Schienali bassi | Low backs: L. cm 102

ELEMENTI TERMINALI | ELEMENTS WITH ARMREST

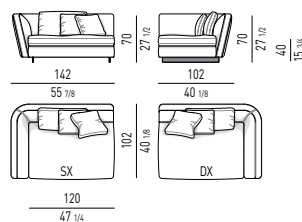
ELEMENTO TERMINALE/ANGOLARE **HIGH CM 110**
CORNER ELEMENT WITH ARMREST **HIGH CM 110**



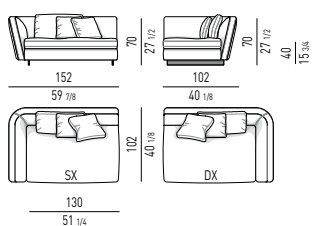
ELEMENTO TERMINALE/ANGOLARE **LOW CM 102**
CORNER ELEMENT WITH ARMREST **LOW CM 102**



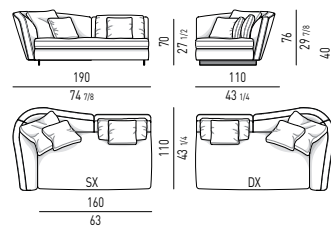
ELEMENTO TERMINALE **LOW CM 142**
ELEMENT WITH ARMREST **LOW CM 142**



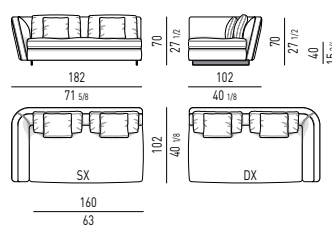
ELEMENTO TERMINALE **LOW CM 152**
ELEMENT WITH ARMREST **LOW CM 152**



ELEMENTO TERMINALE **MIX CM 190**
ELEMENT WITH ARMREST **MIX CM 190**

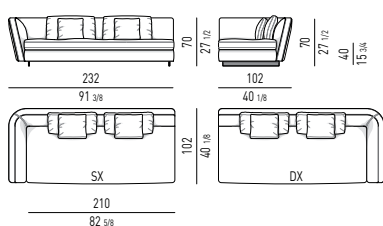


ELEMENTO TERMINALE **LOW CM 182**
ELEMENT WITH ARMREST **LOW CM 182**

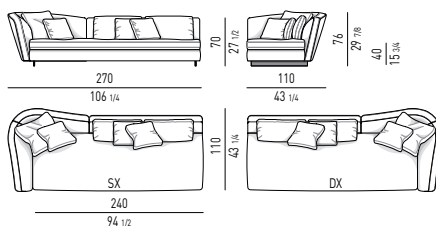


Schienale alto | High back: L. cm 110
Schienale basso | Low back: L. cm 80

ELEMENTO TERMINALE **LOW CM 232**
ELEMENT WITH ARMREST **LOW CM 232**

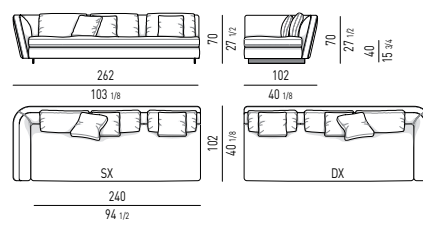


ELEMENTO TERMINALE **MIX CM 270**
ELEMENT WITH ARMREST **MIX CM 270**



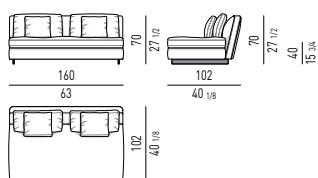
Schienale alto | High back: L. cm 110
Schienale basso | Low back: L. cm 160

ELEMENTO TERMINALE **LOW CM 262**
ELEMENT WITH ARMREST **LOW CM 262**



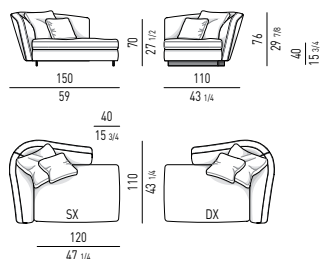
ELEMENTO CENTRALE LOW | CENTRAL ELEMENT LOW

ELEMENTO CENTRALE **LOW CM 160**
CENTRAL ELEMENTS **LOW CM 160**

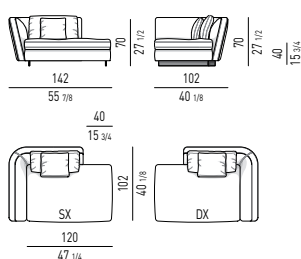


ELEMENTI TERMINALI PENISOLA | OPEN-END ELEMENTS WITH ARMREST

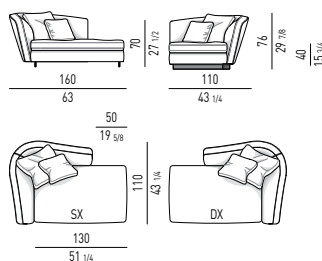
ELEMENTO TERMINALE PENISOLA **HIGH** CM 150 - SCHIENALE L. CM 110
OPEN-END ELEMENT WITH ARMREST **HIGH** CM 150 - BACKREST L. CM 110



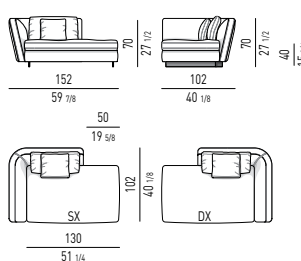
ELEMENTO TERMINALE PENISOLA **LOW** CM 142 - SCHIENALE L. CM 102
OPEN-END ELEMENT WITH ARMREST **LOW** CM 142 - BACKREST L. CM 102



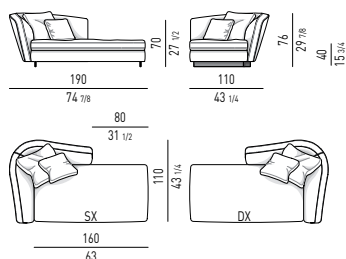
ELEMENTO TERMINALE PENISOLA **HIGH** CM 160 - SCHIENALE L. CM 110
OPEN-END ELEMENT WITH ARMREST **HIGH** CM 160 - BACKREST L. CM 110



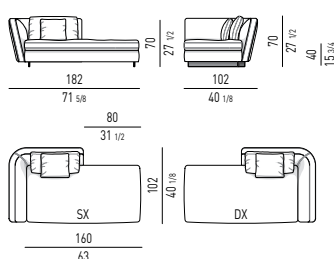
ELEMENTO TERMINALE PENISOLA **LOW** CM 152 - SCHIENALE L. CM 102
OPEN-END ELEMENT WITH ARMREST **LOW** CM 152 - BACKREST L. CM 102



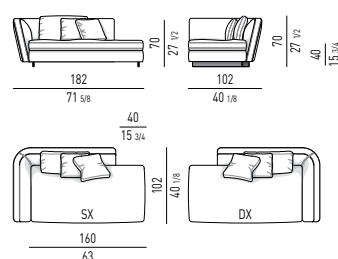
ELEMENTO TERMINALE PENISOLA **HIGH** CM 190 - SCHIENALE L. CM 110
OPEN-END ELEMENT WITH ARMREST **HIGH** CM 190 - BACKREST L. CM 110



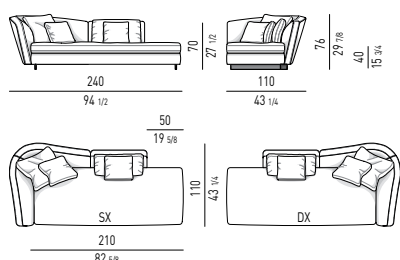
ELEMENTO TERMINALE PENISOLA **LOW** CM 182 - SCHIENALE L. CM 102
OPEN-END ELEMENT WITH ARMREST **LOW** CM 182 - BACKREST L. CM 102



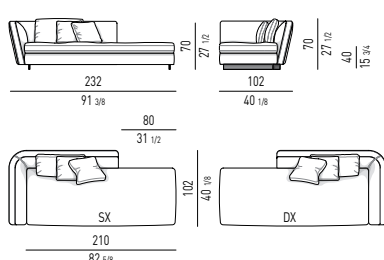
ELEMENTO TERMINALE PENISOLA **LOW** CM 182 - SCHIENALE L. CM 142
OPEN-END ELEMENT WITH ARMREST **LOW** CM 182 - BACKREST L. CM 142



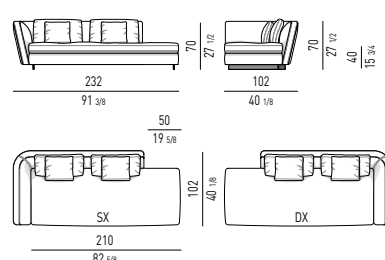
ELEMENTO TERMINALE PENISOLA **MIX** CM 240 - SCHIENALE L. CM 190
OPEN-END ELEMENT WITH ARMREST **MIX** CM 240 - BACKREST L. CM 190



ELEMENTO TERMINALE PENISOLA **LOW** CM 232 - SCHIENALE L. CM 152
OPEN-END ELEMENT WITH ARMREST **LOW** CM 232 - BACKREST L. CM 152

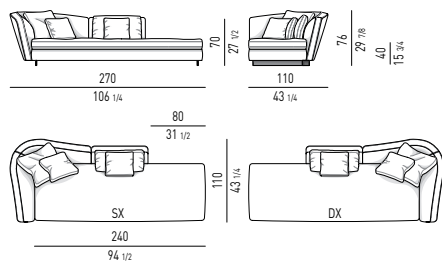


ELEMENTO TERMINALE PENISOLA **LOW** CM 232 - SCHIENALE L. CM 182
OPEN-END ELEMENT WITH ARMREST **LOW** CM 232 - BACKREST L. CM 182

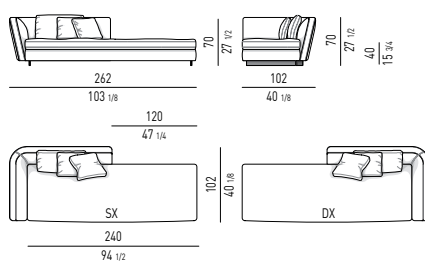


Schienale alto | High back: L. cm 110
Schienale basso | Low back: L. cm 80

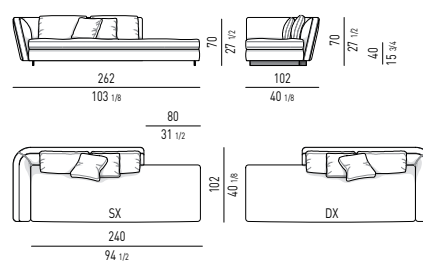
ELEMENTO TERMINALE PENISOLA **MIX CM 270** - SCHIENALE L. CM 190
OPEN-END ELEMENT WITH ARMREST **MIX CM 270** - BACKREST L. CM 190



ELEMENTO TERMINALE PENISOLA **LOW CM 262** - SCHIENALE L. CM 142
OPEN-END ELEMENT WITH ARMREST **LOW CM 262** - BACKREST L. CM 142



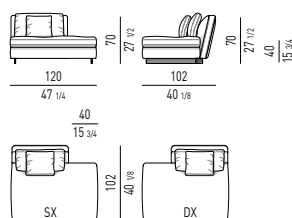
ELEMENTO TERMINALE PENISOLA **LOW CM 262** - SCHIENALE L. CM 182
OPEN-END ELEMENT WITH ARMREST **LOW CM 262** - BACKREST L. CM 182



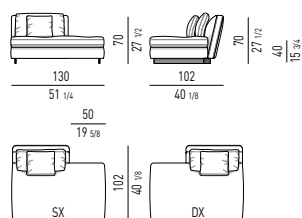
Schienale alto | High back: L. cm 110
Schienale basso | Low back: L. cm 80

ELEMENTI PENISOLA | OPEN-END ELEMENTS

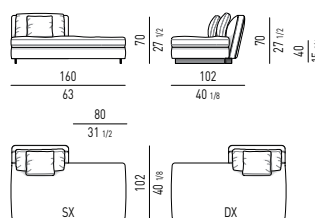
ELEMENTO PENISOLA **LOW CM 120** - SCHIENALE L. CM 80
OPEN-END ELEMENT **LOW CM 120** - BACKREST L. CM 80



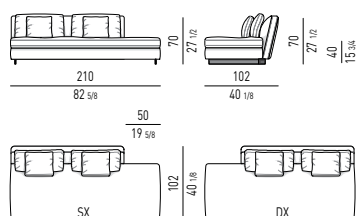
ELEMENTO PENISOLA **LOW CM 130** - SCHIENALE L. CM 80
OPEN-END ELEMENT **LOW CM 130** - BACKREST L. CM 80



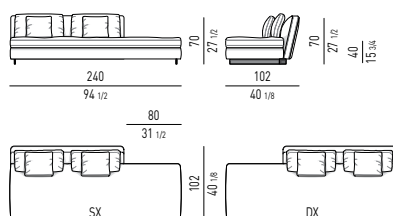
ELEMENTO PENISOLA **LOW CM 160** - SCHIENALE L. CM 80
OPEN-END ELEMENT **LOW CM 160** - BACKREST L. CM 80



ELEMENTO PENISOLA **LOW CM 210** - SCHIENALE L. CM 160
OPEN-END ELEMENT **LOW CM 210** - BACKREST L. CM 160

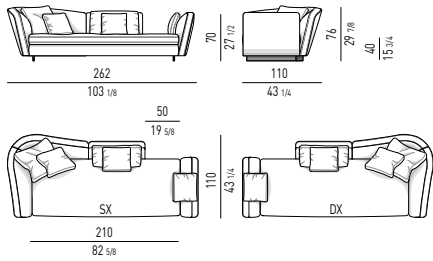


ELEMENTO PENISOLA **LOW CM 240** - SCHIENALE L. CM 160
OPEN-END ELEMENT **LOW CM 240** - BACKREST L. CM 160



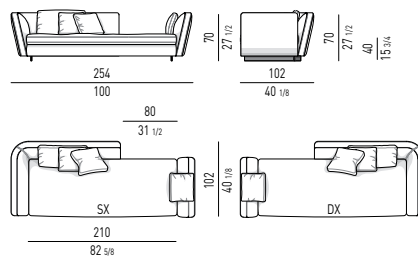
DIVANI OPEN | OPEN SOFAS

DIVANO OPEN **MIX** CM 262 - SCHIENALE L. CM 190
OPEN SOFA **MIX** CM 262 - BACKREST L. CM 190

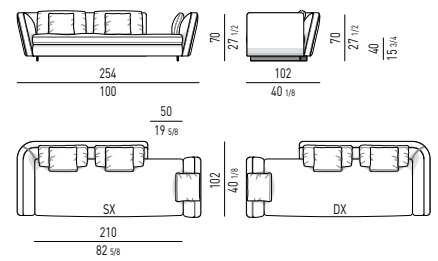


Schienale alto | High back: L. cm 110
Schienale basso | Low back: L. cm 80

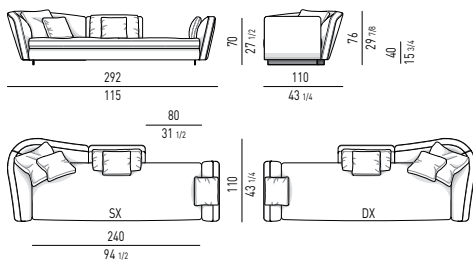
DIVANO OPEN **LOW** CM 254 - SCHIENALE L. CM 152
OPEN SOFA **LOW** CM 254 - BACKREST L. CM 152



DIVANO OPEN **LOW** CM 254 - SCHIENALE L. CM 182
OPEN SOFA **LOW** CM 254 - BACKREST L. CM 182

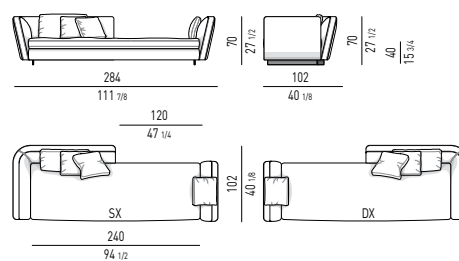


DIVANO OPEN **MIX** CM 292 - SCHIENALE L. CM 190
OPEN SOFA **MIX** CM 292 - BACKREST L. CM 190

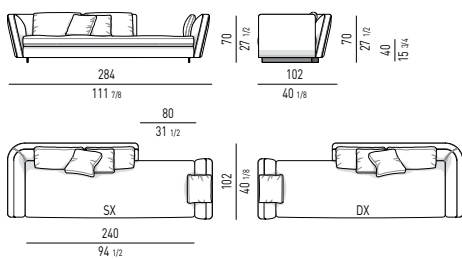


Schienale alto | High back: L. cm 110
Schienale basso | Low back: L. cm 80

DIVANO OPEN **LOW** CM 284 - SCHIENALE L. CM 142
OPEN SOFA **LOW** CM 284 - BACKREST L. CM 142



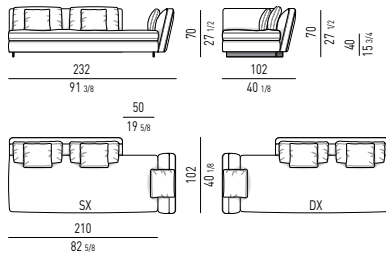
DIVANO OPEN **LOW** CM 284 - SCHIENALE L. CM 182
OPEN SOFA **LOW** CM 284 - BACKREST L. CM 182



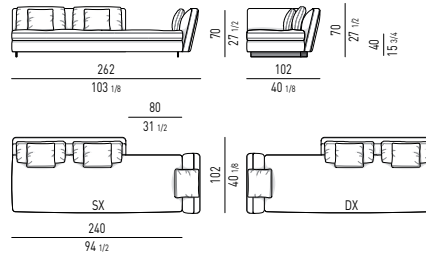
Minotti

ELEMENTI OPEN | OPEN ELEMENTS

ELEMENTO OPEN **LOW CM 232** - SCHIENALE L. CM 160
OPEN ELEMENT **LOW CM 232** - BACKREST L. CM 160

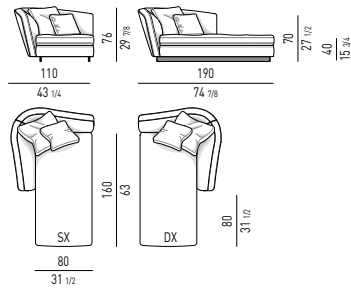


ELEMENTO OPEN **LOW CM 262** - SCHIENALE L. CM 160
OPEN ELEMENT **LOW CM 262** - BACKREST L. CM 160

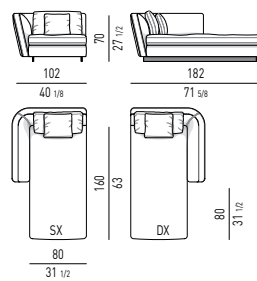


CHAISE-LONGUE

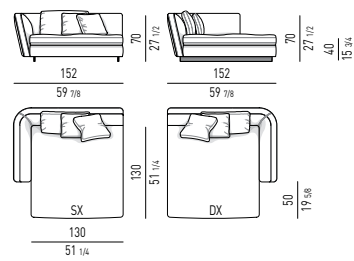
CHAISE-LONGUE **HIGH CM 110X190**



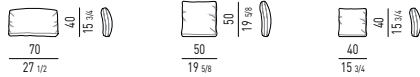
CHAISE-LONGUE **LOW CM 102X182**



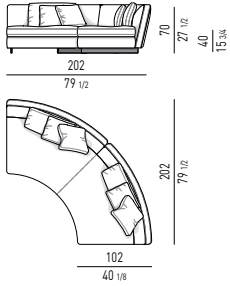
CHAISE-LONGUE **LOW CM 152X152**



CUSCINI OPTIONAL "SEYMOUR"
"SEYMOUR" OPTIONAL CUSHIONS

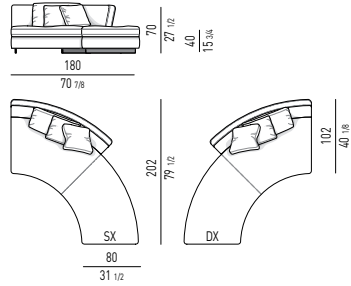


ANGOLO CURVO LOW CM 202X202
ROUND CORNER LOW CM 202X202



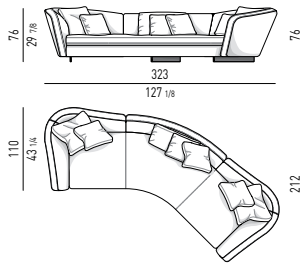
Schienali bassi curvi | Low-curved backs: L. cm 154

ANGOLO CURVO PENISOLA LOW CM 180X202
ROUND OPEN-END CORNER LOW CM 180X202



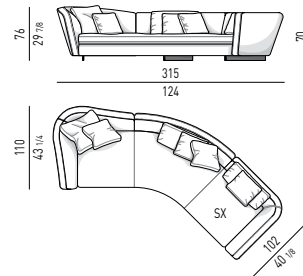
Schienale basso curvo | Low-curved back: L. cm 154

DIVANO SEMICURVO MIX CM 323
SEMI-ROUND SOFA MIX CM 323



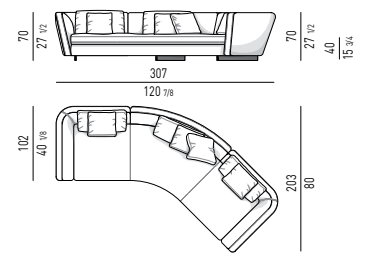
Schienali alti | High backs: L. cm 110
 Schienale basso curvo | Low-curved back: L. cm 154

DIVANO SEMICURVO MIX CM 315
SEMI-ROUND SOFA MIX CM 315



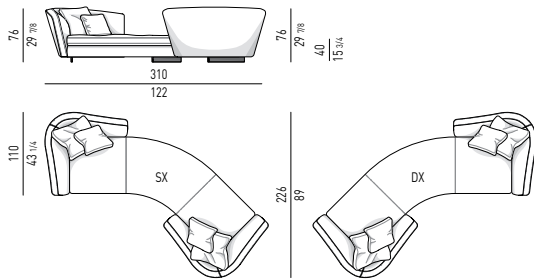
Schienale alto | High back: L. cm 110
 Schienale basso curvo | Low-curved back: L. cm 154
 Schienale basso | Low back: L. cm 102

DIVANO SEMICURVO LOW CM 307
SEMI-ROUND SOFA LOW CM 307



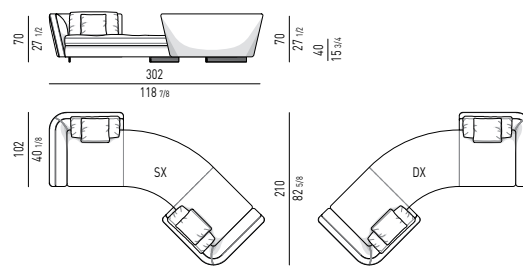
Schienali bassi | Low backs: L. cm 102
 Schienale basso curvo | Low-curved back: L. cm 154

DIVANO SEMICURVO VIS-À-VIS HIGH CM 310
SEMI-ROUND VIS-À-VIS SOFA HIGH CM 310



Schienali alti | High backs: L. cm 110

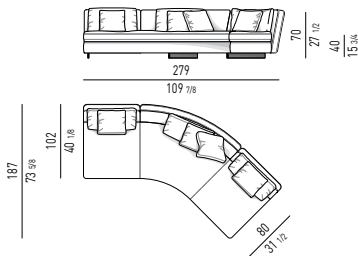
DIVANO SEMICURVO VIS-À-VIS LOW CM 302
SEMI-ROUND VIS-À-VIS SOFA LOW CM 302



Schienali bassi | Low backs: L. cm 102

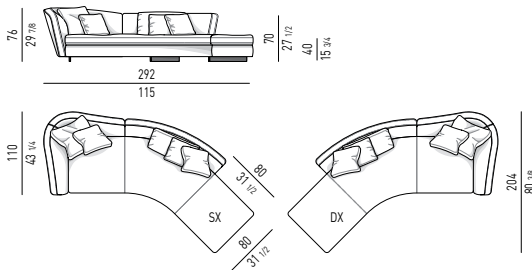
Minotti

DIVANO SEMICURVO SENZA BRACCIOLI **LOW CM 279**
SEMI-ROUND SOFA WITHOUT ARMRESTS **LOW CM 279**



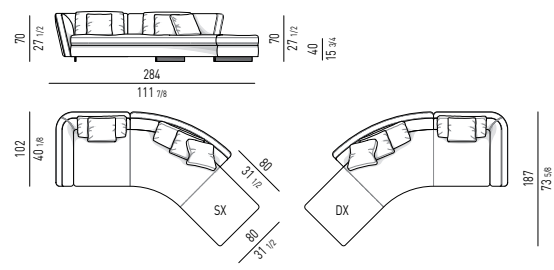
Schienali bassi | Low backs: L. cm 80
Schienale basso curvo | Low-curved back: L. cm 154

DIVANO SEMICURVO PENISOLA **MIX CM 292**
SEMI-ROUND OPEN-END SOFA **MIX CM 292**



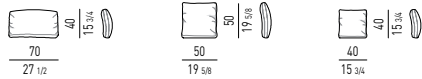
Schienale alto | High back: L. cm 110
Schienale basso curvo | Low-curved back: L. cm 154

DIVANO SEMICURVO PENISOLA **LOW CM 284**
SEMI-ROUND OPEN-END SOFA **LOW CM 284**




Schienale basso | Low back: L. cm 102
Schienale basso curvo | Low-curved back: L. cm 154

CUSCINI OPTIONAL "SEYMOUR"
"SEYMOUR" OPTIONAL CUSHIONS



Minotti

L'INFINITA COMPONENTI DEGLI ELEMENTI CURVI | THE ENDLESS MODULARITY OF THE CURVED ELEMENTS



Gli elementi curvi sottolineano le linee morbide e sinuose di Seymour e la sua propensione alla socialità e alla condivisione. Nella versione vis-à-vis, Seymour assume un carattere da protagonista all'interno dello spazio living e costruisce una vivace interazione con i tavolini Catlin e Joy "Jut Out".

The curved elements emphasize Seymour's soft, sinuous lines and its open invitation to mingle and be shared. When placed facing one another, Seymour sofas become the star players in the entire living area and engage in lively interaction with the Catlin and Joy "Jut Out" coffee tables.

Die kurvigen Elemente unterstreichen die weichen, geschmeidigen Linien von Seymour, die Geselligkeit und freundschaftliches Zusammenfinden aufrufen. In der Variante vis-à-vis beansprucht Seymour einen zentralen Platz im Living und findet seine ideale Begleitung in den Beistelltischen Catlin und Joy "Jut Out".

Les éléments courbes soulignent les lignes souples et sinueuses de Seymour et son inclination pour la socialisation et la convivialité. Dans la version vis-à-vis, Seymour devient le protagoniste du séjour et interagit de façon dynamique avec les petites tables Catlin et Joy "Jut Out".

