

diabla

SAMUEL WILKINSON

TUBA

SILLA - DINING CHAIR

PT23417

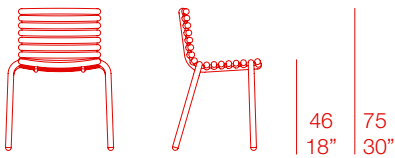


MATERIALES - MATERIALS

Estructura de aluminio termolacado texturizado.

Textured powder-coated aluminium structure.

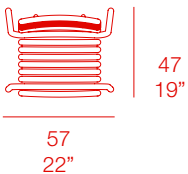
DATOS TÉCNICOS - TECHNICAL DATA



7.00 Kg – 15,16 lbs

0.32 m³ – 11,30 ft³

Apilable. Stackable



MAINTENANCE - MANTENIMIENTO

Ver apartado de limpieza y mantenimiento: www.diablaoutdoor.com

See cleaning and maintenance section: www.diablaoutdoor.com

d|abla

COLORES - COLOURS

Estructura. Frame




Blanco
White




Rosa
Pink




Rojo
Red




Gris
Grey



Antracita
Anthracite



Arena
Sand



Bronce
Bronze

