

design Antonio Citterio

divani componibili / modular sofas

2007 **Luis**





L11AB119S - L11CA94 - L103CHD - L11CB94 - L11P94



L11P94 - L11P94 - L11CA94 - L11CA94- L11CA94 - L11P94 - L11P94



L11CA94 - L11CA94 - L11P94 - L9AA108S - L9CA94 - L9CA94




bracciolo basso low armrest



senza bracciolo con tavolino without armrest with small table



bracciolo alto high armrest



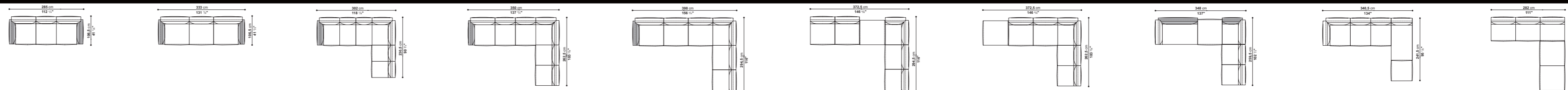
senza bracciolo e portariviste without armrest with magazine rack



L11P94 - L11AB119S - L11CA94 - L11AB119D



L11CB94 - L11CB94



Il tema della seduta, componibile ed articolata in numerose tipologie, trova in Luis una nuova risposta che sapientemente coniuga comfort e raffinatezza formale. Volumi equilibrati, proporzioni misurate e un aspetto estremamente morbido ne caratterizzano il design. Due le profondità di sedutare le larghezze, due le varianti in altezza degli schienali e dei braccioli. Il sistema si compone di 56 elementi modulari, cui si affiancano pouf e chaise longue, che consentono accostamenti senza limiti e permettono di

formare divani lineari, angolari e a penisola. Sotto il profilo formale Luis si caratterizza per la struttura a terra di altezza assai contenuta che accoglie cuscini insolitamente voluminosi, la cui morbidezza si estende allo schienale e ai braccioli. Il prodotto è disponibile nelle versioni con cuscini seduta in piuma o in fibra di poliestere. Il sistema Luis si completa di accessori studiati per ottimizzarne il comfort. Agli elementi senza bracciolo e con braccioli bassi sono accostabili tavolini in varie dimensioni e portariviste in metallo e pelle.

The concept of modular sofa, developed into several typologies, is newly rendered with Luis, a solution that skillfully combines comfort and elegance. Well-balanced masses, moderate proportions and an extremely soft look are connotations of this design. The seats come in two depths, three widths and two variants for the height of backrests and armrests. The system consists of 56 modular elements, in addition to the ottoman and chaise-longue, which make it possible to create countless combinations to form linear, corner

and peninsula sofas. From an aesthetic point of view, Luis has a very low base structure and particularly large cushions, which extend their softness over to the backrest and armrests. Product models are available with seat cushions in down and polyester fibre. The Luis system is completed with accessories designed to optimize comfort. Elements without armrests or with low armrests can be combined with small tables in various sizes and magazine racks in metal or leather.

Telaio interno schienale e bracciolo

tubolari e profilati d'acciaio

Imbottitura telaio interno schienale e bracciolo

schiuma di poliuretano flessibile a freddo Bayfit® (Bayer®), fodera in fibra di poliestere.

Disponibili due varianti:

piuma sterilizzata
fibra di poliestere

Telaio interno sedile

Tubolari e profilati d'acciaio, pannello in multistrato di legno e fibra di poliestere

Imbottitura cuscino sedile

poliuretano sagomato.

Disponibili due varianti:

piuma sterilizzata
fibra di poliestere

Piedini e giunti

materiale termoplastico nero

Rivestimento

tessuto, pelle

Backrest and armrest internal frame

tubular steel and steel sections

Backrest and armrest internal frame upholstery

Bayfit® (Bayer®) flexible cold shaped polyurethane foam, polyester fibre wadding.

Two different options

are available:

sterilized down
polyester fibre

Seat internal frame

tubular steel and steel sections, plywood panel and polyester fibre

Seat cushion upholstery

shaped polyurethane.

Two different options

are available:

sterilized down
polyester fibre

Feet and joints

black thermoplastic material

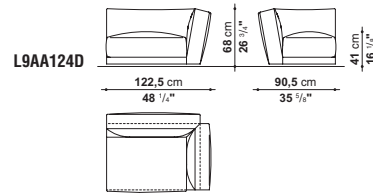
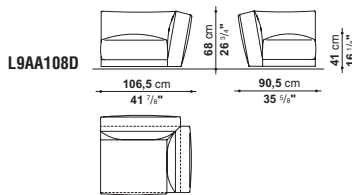
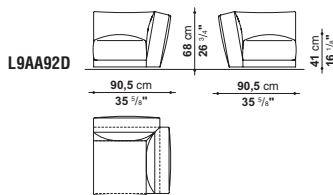
Cover

fabric, leather

■ bracciolo/schienale basso - low armrest/back

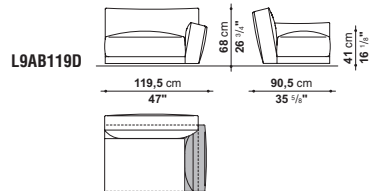
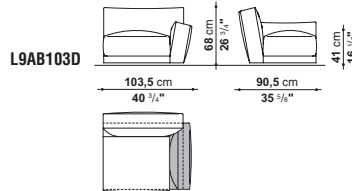
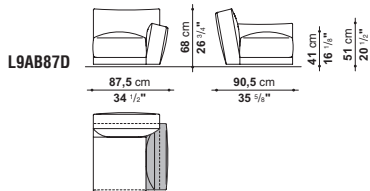
elementi angolari
bracciolo alto

corner units
high armrest



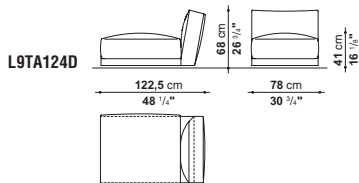
elementi angolari
bracciolo basso

corner units
low armrest



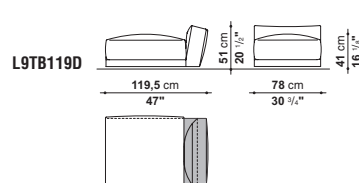
elementi terminali
bracciolo alto

terminal units
high armrest



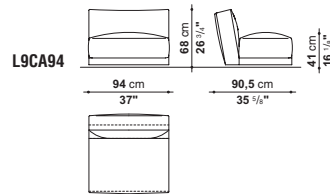
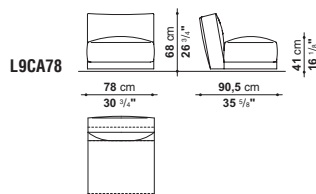
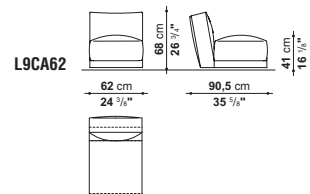
elementi terminali
bracciolo basso

terminal units
low armrest



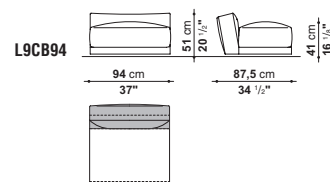
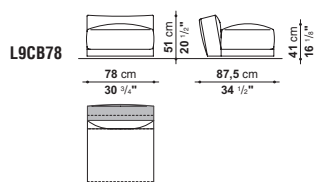
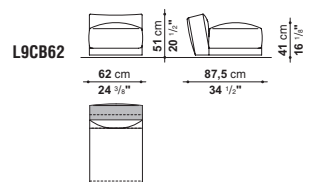
elementi centrali
schienale alto

central units
high back

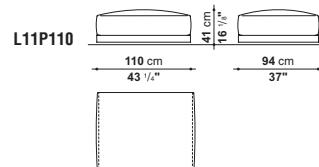
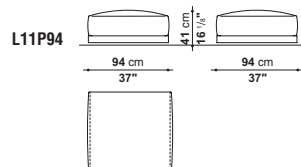
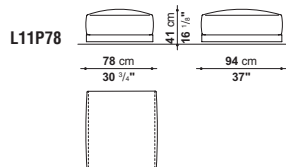
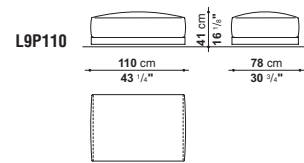
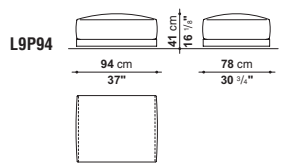
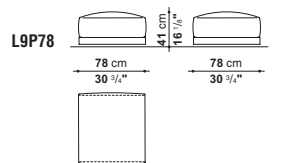


elementi centrali
schienale basso

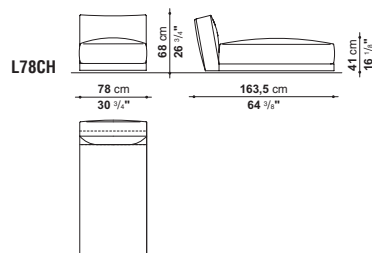
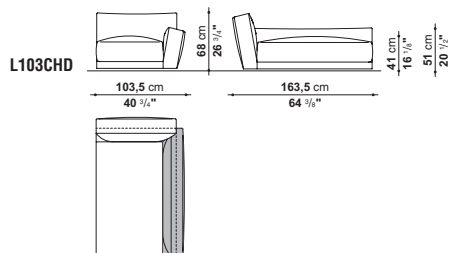
central units
low back



pouf
ottoman



chaise longue



Tutti gli elementi componibili sono disponibili nella versione destra e sinistra e nelle profondità cm 90,5 e cm 106,5.
All component elements are available in left and right-hand models and in the depths 90.5 cm and 106.5.