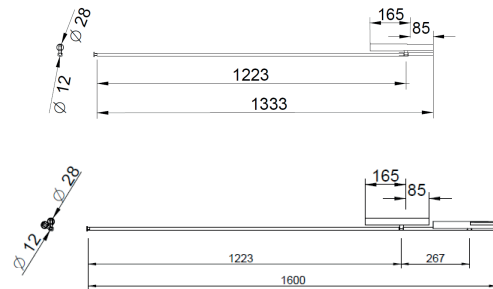


# kreon installation manual

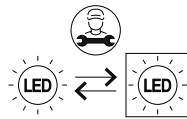
## technics & dimensions



name	reference	voltage VAC	frequency	led current	nom. current driver	max. power	power factor
esprit single floor	KR963X1X-90XX-SP-XX	220-230V	50/60Hz	700mA	xxA	5W	0,97%
	KR963X1X-90XX-(W)DL-XX	220-230V	50/60Hz	700mA	xxA	20W	0,97%
esprit double floor	KR963X1X-90XX-SP-XX	220-230V	50/60Hz	700mA	xxA	12W	0,97%
	KR963X1X-90XX-(W)DL-XX	220-230V	50/60Hz	700mA	xxA	20W	0,97%

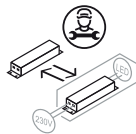
## 1. installation

The light source contained in this luminaire shall only be replaced by the manufacturer or his service agent or a similar qualified person.



Please make sure the main voltage is disconnected before proceeding!

The gear contained in this luminaire shall only be replaced by the manufacturer or his service agent or a similar qualified person.

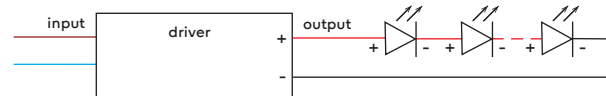


### electrical diagram

LED = 1



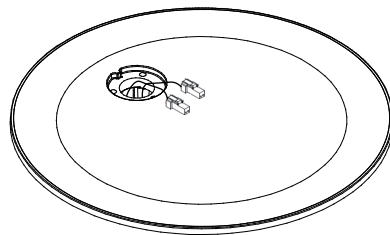
LED > 1



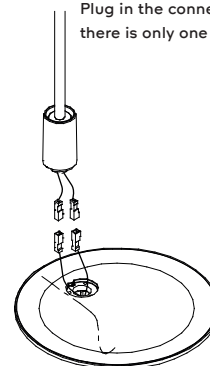
A class III-product or a string of these products in series, can only be used with a gear where  $U_{out} \leq 120VDC!$

## 2. installation

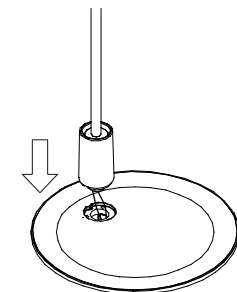
Unscrew the bottomplate



Plug in the connects there is only one way to connect them



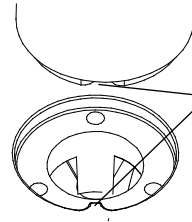
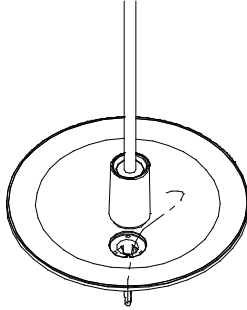
Guide the connector with cables through the hole and mount the tube in the base



# kreon installation manual

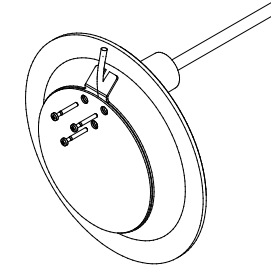
## 3. installation

Guide the red and black cable with connector through the end bushing and screw the end bushing to the tube.



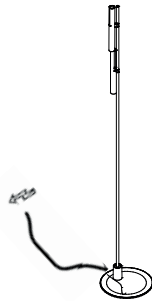
Make sure the details are aligned

fix the tube by screwing the 3 screws from the bottom of the base

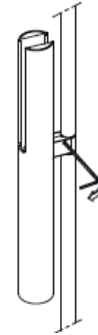


## 4. installation

Aim the fixtures, 360° rotation and 90° inclination and connect the power supply







Optional: Secure the heads with allen key



## 5. installation



# kreon replacement parts

Fixture reference	LED reference	Energy Efficiency Class	QR-code	EPREL link
KR939x0x-9027-DL KR939x0x-9027-WDL	KR7000104112	G		<a href="https://eprel.ec.europa.eu/qr/1207663">https://eprel.ec.europa.eu/qr/1207663</a>
KR939x0x-9030-DL KR939x0x-9030-WDL	KR7000104146	G		<a href="https://eprel.ec.europa.eu/qr/1207676">https://eprel.ec.europa.eu/qr/1207676</a>
KR93900x-9027-SP	KR7000104142	F		<a href="https://eprel.ec.europa.eu/qr/1207526">https://eprel.ec.europa.eu/qr/1207526</a>
KR93900x-9030-SP	KR7000104143	F		<a href="https://eprel.ec.europa.eu/qr/1207621">https://eprel.ec.europa.eu/qr/1207621</a>

# kreon replacement parts

## replacement parts

